



April 15, 2010

REDSTAR CONTINUES TO EXPAND GOLD SYSTEM AT RED LAKE PROJECT

Redstar Gold Corp (TSX.V:RGC) is pleased to announce results from the on-going exploration program on the Newman Todd property in Red Lake, Ontario. The latest drill results continue to expand the high-grade gold zones on the property. The main structural corridor (Newman Todd Structural Zone) that hosts the high-grade gold zones has been traced for over two kilometres and to a depth of over 300 metres. A total of six drill holes have been completed in 2010, all holes intersected the gold bearing structure. Highlights include, hole NT-055 intersected 24.0 g/t gold over 1.0 metre (0.70 oz/t over 3.3 feet), and Hole NT-053 intersected 11.6 g/t gold over 0.50 metres (0.34 oz/t over 1.64 feet).

Scott Weekes, President of Redstar stated: “The recent drilling continues to highlight the scale of gold mineralization at Newman Todd. We are still in the early stages in the exploration of this large gold system. Work to date has defined gold mineralization associated with widespread carbonate and silica alteration over a **two kilometre long trend**. In addition to gold associated with the Newman Todd Structural Zone, gold has also been intersected in a parallel zone associated with a mafic volcanic contact, in close proximity to an ultramafic body. We have no shortage of drill targets and expect to be even more aggressive in the gold exploration work at the Newman Todd property. We are in the process of planning the summer work program, which will include a 5000 metre drill program, structural mapping and stripping focusing on controls to the gold mineralization.”

Table of Results

	Hole Number	From	To	Width (m)	Gold (g/t)	
Heath Bull Zone	NT-051	298.0	299.0	1.00	4.46	
	NT-051	and	356.0	357.0	1.00	2.91
	NT-055		55.0	57.0	2.00	3.13
	NT-055	including	56.0	57.0	1.00	5.68
	NT-055	and	196.6	200.0	3.40	1.47
	NT-055	including	198.0	199.0	1.00	3.77
	NT-055	and	292.0	293.0	1.00	24.00
Hinge Zone	NT-053	124.0	125.0	1.00	3.61	
	NT-053	and	264.0	276.0	12.00	1.04
	NT-053	including	268.0	270.0	2.00	3.36
	NT-053	and	298.0	311.0	13.00	1.00
	NT-053	including	301.0	306.0	5.00	2.01
	NT-053	and	335.0	338.0	3.00	3.76
	NT-053	including	335.0	336.6	1.60	6.56
	NT-053	and including	335.5	336.0	0.50	11.60
	NT-053	and	343.0	345.0	2.00	5.13
	NT-053	including	343.0	344.0	1.00	6.96
NE Breccia Zone	NT-050	159.0	160.0	1.00	2.77	
	NT-050	and	250.0	251.0	1.00	3.90
	NT-050	and	268.0	270.0	2.00	3.06
	NT-052	346.0	346.6	0.60	4.55	
	NT-054	37.0	38.0	1.00	3.40	
	NT-054	and	99.7	100.6	0.90	3.20
NE Breccia Zone	NT-054	and	234.9	235.9	1.00	5.32
	NT-054	and	275.0	282.1	7.10	1.36
	NT-054	including	276.0	278.0	2.00	3.68
	NT-054	and including	276.0	276.5	0.50	6.61
	NT-054	and including	277.5	278.0	0.50	6.52

TSX.V:RGC
 www.redstargold.com
 Suite 615
 800 West Pender St.
 Vancouver, BC
 V6C 2V6 Canada
 Tel 604.488.0051
 Fax 604.488.0053



Discussion of Results

To date, gold mineralization has been noted in every hole drilled within the breccia corridor. High-grade gold mineralization has been noted in three zones along the breccia corridor (Heath Bull, Hinge and NE Breccia zones), these zones are all within the larger Newman Todd Structural Corridor, and are only constrained by the limits of drilling. The focus of drilling to date has been to identify the extent of the breccia zone, and to target high-grade gold mineralization within the breccia. The program has been successful in expanding the extent of the breccia zone and in adding additional high-grade gold mineralization to each of the three known zones. Future drilling will continue to test the known gold zones, areas untested between the zones and at depth, which all remain open.

Heath Bull Zone

The Heath Bull Zone hosts the highest grade gold values within the breccia corridor. Several greater than 20 g/t intercepts have been returned from drilling to date on wide spacing. The latest intercept in Hole NT-055 (24.0 g/t gold over 1.0 metre or 0.70 oz/t over 3.3 feet) is approximately 50 metres northeast and 50 metres above the high-grade in holes NT-031 (69.02 g/t over 1.0 metre or 2.00 oz/t over 3.3 feet) and NT-041 (61.20 g/t over 1.0 metre or 1.77 oz/t over 3.3 feet).

Hinge Zone

The Hinge Zone lies approximately mid-way between the Heath Bull and NE Breccia zones. Mineralization within the Hinge zone has similar characteristics to the other zones (sulphide and magnetite replacement zones within the breccia). In addition, the Hinge Zone is also proximal to the Hinge Shear (Figure 1). The gold intercept in Hole NT-53 is located approximately 50 metres SW of Holes NT-042 and NT-046 (A table of previous results can be found Redstar's web site (www.redstargold.com)).

NE Breccia Zone

The NE Breccia Zone is located approximately 400 metres NE of the Hinge Zone and to date has returned the most wide spread > 5 g/t gold intercepts both within and outside of the breccia corridor. The breccia in this part of the property is very wide and well mineralized, with several sulphide and magnetite replacement bodies recognized.

The 2010 summer work program is planned to include 5000 metres of drilling, geological mapping and sampling. A geological consultant, with specialized expertise in breccia systems and high-grade gold environments, will be contracted to assist with target delineation.

To date, 26 drill holes have been completed within the Newman Todd Structural Zone. A plan map, sections and composite long section can be found on Redstar's web site (www.redstargold.com), as an attachment to this news release.

Redstar is the co-operator of this project with the work funded by Central Resources Corp. (Central) (TSX.V:CBC). Central has an option to earn up to a 60% interest in the property under terms announced Oct. 05, 2009.



ALS Chemex of Vancouver BC, an ISO accredited laboratory, is conducting the sample preparation and analyses of samples. Redstar is submitting standards, blanks and duplicates into the sample stream to maintain quality control. Bob Singh P. Geo., a qualified person as defined by National Instrument 43-101, has reviewed this news release and is responsible for the design and implementation of the work program at Newman Todd. Bob Singh is the Canadian Exploration Manager for Redstar Gold Corp.

On Behalf of the Board,
Redstar Gold Corp

“Scott Weekes”

Scott Weekes
 President

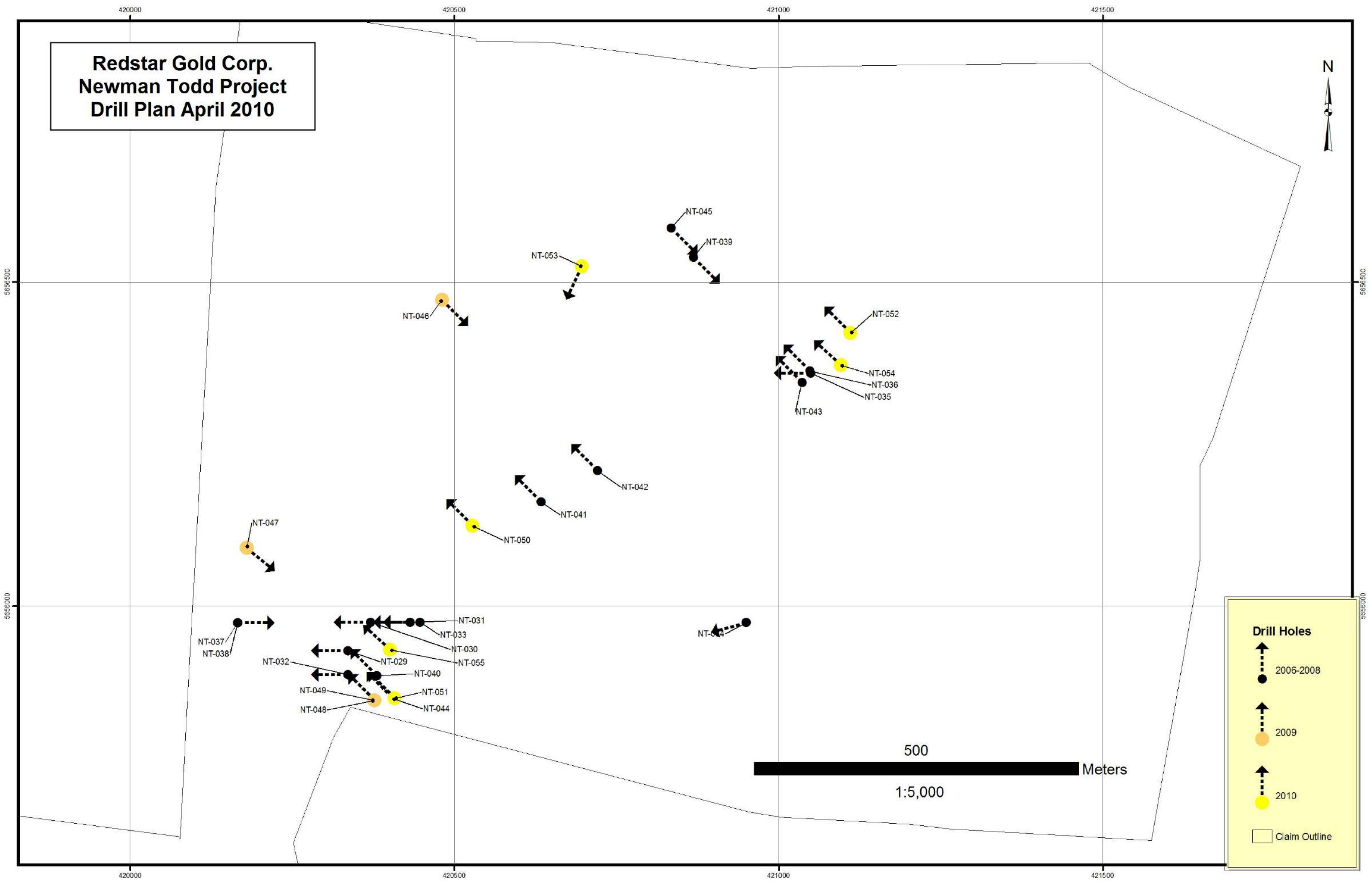
<u>CORPORATE INQUIRIES</u>		
Redstar Gold Corp. Tim Mikula, Investor Relations Tel: 604.488.0051 tmikula@redstargold.com www.redstargold.com	Contact Financial Kirk Gamley Tel: 604.689.7422 kirk@contactfinancial.com	Renmark Financial Communications Inc. Barbara Komorowski or Dan Symons Tel: 514.939.3989 or 416.644.2020 dsymons@renmarkfinancial.com bkomorowski@renmarkfinancial.com www.renmarkfinancial.com

Forward-Looking Information




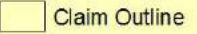
This release includes certain statements that may be deemed "forward-looking statements". All statements in this release, other than statements of historical facts, that address events or developments that Redstar Gold Corporation (the "Company") expects to occur, are forward-looking statements. Forward-looking statements are statements that are not historical facts and are generally, but not always, identified by the words "expects", "plans", "anticipates", "believes", "intends", "estimates", "projects", "potential" and similar expressions, or that events or conditions "will", "would", "may", "could" or "should" occur. Although the Company believes the expectations expressed in such forward-looking statements are based on reasonable assumptions, such statements are not guarantees of future performance and actual results may differ materially from those in the forward-looking statements. Factors that could cause the actual results to differ materially from those in forward-looking statements include market prices, exploitation and exploration successes, and continued availability of capital and financing, and general economic, market or business conditions. Investors are cautioned that any such statements are not guarantees of future performance and actual results or developments may differ materially from those projected in the forward-looking statements. Forward-looking statements are based on the beliefs, estimates and opinions of the Company's management on the date the statements are made. Except as required by applicable securities laws, the Company undertakes no obligation to update these forward-looking statements in the event that management's beliefs, estimates or opinions, or other factors, should change.

TSX: V: RGC
www.redstargold.com
 Suite 615
 800 West Pender St.
 Vancouver, BC
 V6C 2V6 Canada
 Tel 604.488.0051
 Fax 604.488.0053

**Redstar Gold Corp.
Newman Todd Project
Drill Plan April 2010**



Drill Holes

-  2006-2008
-  2009
-  2010
-  Claim Outline

500
1:5,000 Meters

420000

420500

421000

421500

5656500

5656500

5656000

5656000

420000

420500

421000

421500

